



**Bobcat**

*One Tough Animal*

AGRICULTURAL RANGE

# TELEHANDLERS

R-Series

🌐 Europe





# TOUGH CONDITIONS. TOUGHER PEOPLE.

At Bobcat, we're not just building machines—we're also celebrating the people who push them to the limit. Because real strength isn't just built into machines—it comes from the people who operate them.

[LEARN MORE](#)

**INTRODUCTION**

**ONE  
TOUGH  
ANIMAL**



**BOBCAT'S HISTORY**

In 1958, the Melroe Manufacturing Company introduced a compact front-end loader that quickly evolved into the M400, the world's first true skid-steer loader. The company soon adopted what became the world famous "Bobcat" brand — and its success paved the way for the global compact equipment industry we see today.

**CENTER OF EXCELLENCE IN PONTCHÂTEAU, FRANCE**

In Pontchateau, France, Bobcat's Center of Excellence is dedicated to producing telescopic loaders to the highest standards. Through rigorous development, testing, and manufacturing, Bobcat guarantees that each machine surpasses customer expectations. This commitment to excellence is reflected in a standard 3-year warranty, instilling confidence in every investment.



**BOBCAT TODAY**

With over 60 years of manufacturing experience and a commitment to ongoing innovation, Bobcat has delivered millions of machines to the market. Known for their high performance, reliability, and unparalleled comfort, the diverse lineup caters to various applications. Whether it's landscaping, snow removal, construction, demolition, or roadwork, Bobcat machines empower users to accomplish more.

**OUR MISSION**

We empower operators to accomplish more, while working in the toughest conditions and tightest situations. When our customers have the will, we provide the way.



# PRODUCTIVITY MEETS SUPERIOR COMFORT

## MEET YOUR NEW WORKMATE

Treat yourself to a superior machine that combines all-day comfort, exceptional productivity and dependability, intelligent features, a powerful V-Drive transmission, and a robust build with intuitive operation and excellent all-around ergonomics.



- Smart boom functions:
- Automatic suspension
  - Floating mode
  - Automated movements
  - Adjustable speeds
  - Lifting height limit

Class-leading breakout force of up to 7 tonnes

Self-cleaning cooling system with an automatic reverse fan

Stage V Bobcat engine with up to 101 kW (135 hp) and 500 Nm of torque (at 1 400 RPM)

Quick and easy window cleaning, mirror de-icing, and windshield demisting  
**P. 11**

4 steering modes\*: 2-wheel steer, 4-wheel steer, crab steer, and semi-crab steer

Oil-immersed axles with limited slip differential



Quick couplers with automatic pressure release, drain line and an electric socket\*

Best-in-class boom speeds with flow sharing valve bank to combine all hydraulic functions  
**P. 6**

Cushioning for all boom movements

Exceptional panoramic visibility  
**P. 11**

- 5 drive modes:
- Smooth Drive
  - Dynamic Drive
  - Flex Drive
  - ECO Mode
  - Creeping Mode

High Flow 190 l/min load-sensing pump on HF models to maximize productivity

Automatic parking brake for enhanced safety & operator convenience

Easy cab access  
**P. 11**

Shielded design protects all components  
**P. 12**

\*Valid for the AGRI Pack version



**EFFICIENCY AND PRODUCTIVITY**  
Benefit from best-in-class boom speeds, a range of smart features for increased efficiency, and the ability to handle heavy loads at height safely and easily.  
**P. 6-7**



**INTELLIGENT FUNCTIONS**  
Maximize the potential of our telehandlers with automated boom functions, seamless shifting, and enhanced control over machine speed.  
**P. 8-9**



**PREMIUM WORKSPACE**  
Enjoy elevated comfort with the spacious and intelligently designed cab layout. With excellent all-around visibility and intuitive, easy-to-reach controls, you'll remain comfortable no matter the task at hand.  
**P. 10-11**



**MAXIMUM UPTIME**  
Achieve more while minimizing downtime with our rigorously tested machines, featuring a signature frame design and a shielded bottom plate to protect all vital components.  
**P. 12-13**

# DESIGNED FOR FARMING



## ► INCREASED EFFICIENCY AND PRODUCTIVITY

Benefitting from best-in-class boom speeds, a powerful transmission, and automated boom movements, you can complete your work more quickly and efficiently.



## ► CONFIDENCE-INSPIRING STABILITY

Effortlessly and safely handle heavy loads at any height, thanks to the well-balanced construction, low center of gravity, heavy counterweight, and long wheelbase.



## ► SMOOTH RIDES START WITH BOBCAT

With our continuous transmission or gearbox, you'll always get best-in-class traction, adapting effortlessly to any terrain. Whether you're tackling rough ground or gliding over slippery surfaces, count on Bobcat for steady grip and seamless performance.



## ► WORK ANYWHERE

Complete tasks efficiently in tight spaces with our machine's superior visibility from the fully glazed panoramic cab. Its maneuverability and compact footprint make it easy to operate in confined areas. Plus, with the machine's Stop & Start feature, you reduce the amount of noise, ensuring a comfortable atmosphere for everyone involved!



# SMARTER AND FASTER



### ▶ AUTO GRAB

No need to keep your thumb on the roller to operate the grapple bucket, grapple fork, or any clamp attachment. Simply press the roller, and the action is done automatically—making your farm work faster, easier, and more efficient.

### ▶ JOB MANAGER

Bobcat's Job Manager makes the workday easier by allowing operators to save and recall custom settings for different attachments. Whether handling hay bales, cleaning stalls, or loading feed, saved settings enable quick and efficient task switching!



### ▶ AUTOMATED BOOM FUNCTIONS

#### Bucket shaking

The bucket shaking functionality is controlled by the joystick position:

- In NEUTRAL: shaking gradually empties the bucket.
- In the LEFT position: crowding optimizes material distribution within the bucket.
- In the RIGHT position: dumping effectively removes sticky materials from the bucket.

#### Max. Lift Angle

Prevent collisions in low-ceiling buildings by setting the maximum boom angle.

#### Return to Ground

Set the angle of the retracted boom. As the boom lowers, it self-retracts and stops at the designated position, preventing damage to the attachment or ground.

### ▶ SMOOTH & DYNAMIC DRIVE

To fully leverage the high productivity of Bobcat R-Series telescopic loaders, operators can swiftly switch from Smooth Drive to Dynamic Drive. This allows for faster forward and backward shifting, as well as more rapid acceleration and deceleration phases, delivering quicker machine performance when needed.

### ▶ FLEX DRIVE

In Flex Drive mode, the hand throttle manages forward speed independently from the engine speed, bringing a new level of efficiency and precision to driving.






This image shows the interior of Large models.

# FIRST-CLASS USER EXPERIENCE



**▶ 360° VISIBILITY**  
Experience a panoramic view of the job site from our fully glazed cab, featuring a thin roof grid, sloped hood, and low dashboard. Up to 8 LED work lights maintain their last configuration, while the electric mirror includes a de-icing function for improved visibility.



**▶ ALL-IN-ONE SMART JOYSTICK**  
Mounted on the seat's armrest (available on Large models), this control panel manages the boom, machine speed, and direction. It also facilitates bucket shaking, attachment floating, and operation of the Auto Grab function.



**▶ INTUITIVE & SMOOTH OPERATION**  
Controls are conveniently within reach, featuring an intuitive layout and color-coded design for quick identification. Each control element is backlit with consistent color coding, ensuring visibility in low-light conditions.

**▶ INTERACTIVE DISPLAY**  
Information is displayed on a user-friendly 7-inch touch screen\*, complete with a built-in radio and a dedicated phone page. Plus, the rear camera feed automatically appears on the cabin display when in reverse for added safety and ease of maneuvering.

\*Only a 5-inch display available for TL25.60 AGRI



**▶ QUICK CLEANING FUNCTION**  
Easily clean all windows within seconds by activating the wipers and washers with just one button.



**▶ EASY CAB ACCESS**  
Getting in and out of the new cab is incredibly convenient. It features a wide door opening, a single notched step, numerous handles, and unobstructed access to the new Grammer Maximo air-suspension seat.

# BUILT TO LAST

## ▶ EVERYDAY TOUGHNESS

Count on your machine day in and day out, featuring a robust boom and Bobcat loader's signature box-welded frame design, along with a shielded bottom plate to protect all vital components.

## ▶ RIGOROUS QUALITY INSPECTION

Each machine undergoes rigorous and extensive testing, including regulatory checks, performance compliance, quality inspections, and assessment of all machine functionalities.



Full & easy access to the engine compartment



Shielded bottom plate



Fan inverter with manual & auto modes

# THERE'S NO TIME FOR DOWNTIME. STAND UP TO THE HARSHTEST CONDITIONS, DAY AFTER DAY.



## ▶ MACHINE IQ

The Bobcat Machine IQ telematics system allows you to easily control your fleet from wherever you are.

- GPS location and history
- Fault code alerts
- Maintenance plans
- Fuel levels and consumption

## 3 YEAR WARRANTY

## ▶ STANDARD 3-YEAR MANUFACTURER WARRANTY

Bobcat Company develops every machine to the highest standards of quality and durability. That's why our standard warranty provides 36 months or 3 000 operating hours (whichever occurs first) of coverage, extendable up to 5 years.



## ▶ BOBCARE

Ensuring your machine's longevity begins with planned maintenance, which helps reduce repair costs and prevent unexpected failures during critical operations.

- Minimize risks by avoiding major repairs and complete failures.
- Boost productivity and profitability by minimizing downtime.



## ▶ PROTECTION PLUS EXTENDED WARRANTY

Enjoy total peace of mind with a Protection Plus extended warranty. Providing the same level of protection as the standard warranty, Protection Plus also caters to different customer needs and expectations by offering a choice of durations and annual operating hours. According to your requirements, you can benefit from coverage for up to 5 years or 6 000 engine hours. Protection Plus is also transferable, likely increasing your machine's resale value.



# CHOOSE YOUR ANIMAL



## LARGE

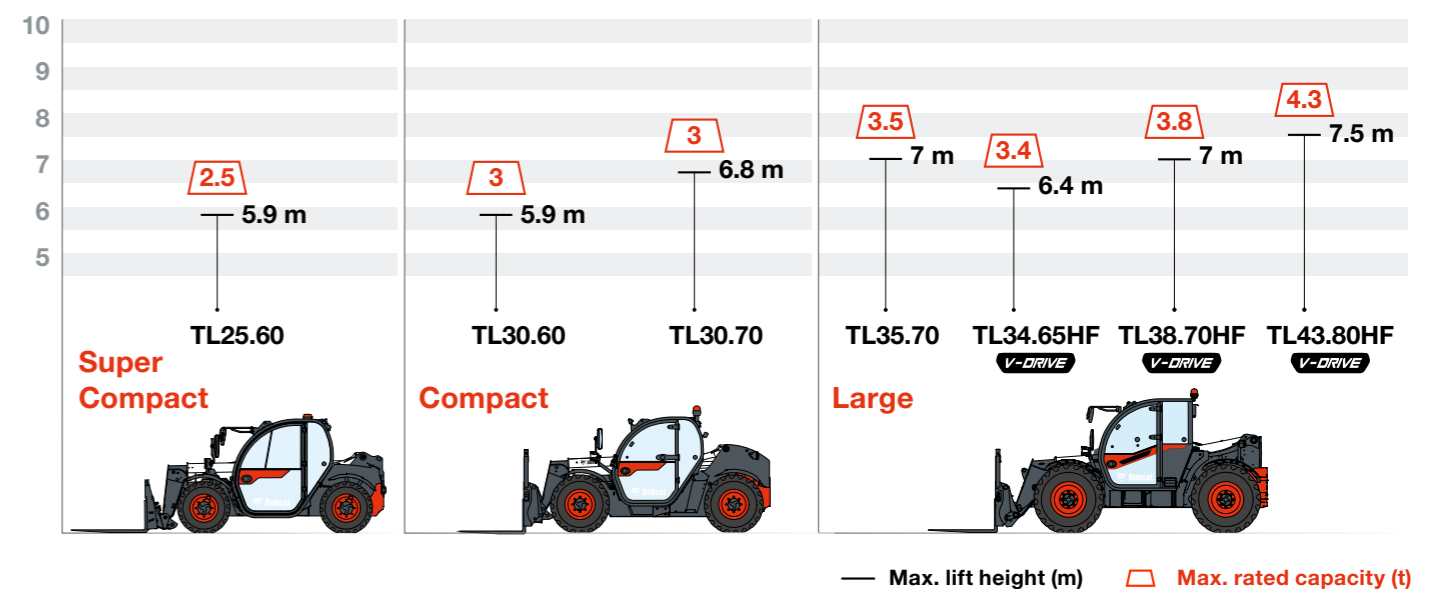
- **PRODUCTIVITY BEASTS**  
 Designed for heavy-duty jobs without compromising on efficiency.
- 190 l/min High Flow technology
  - Lifting performance up to 4.3 tons and 7.5 m
  - V-Drive continuous transmission available for models with High Flow technology

## SUPER COMPACT

- **COMPACTNESS AT ITS FINEST**  
 Achieve the best performance in confined areas with these features:
- Overall width of only 1 832 mm and height of 1 930 mm
  - Lifting performance up to 2.5 tons and 5.9 m
  - Same spacious cab as larger models for maximum comfort
  - Amazing turning radius for excellent maneuverability

## COMPACT

- **POWERFUL YET COMPACT**  
 The ideal combination of compact dimensions and performance.
- Narrow frame of 2.1 m
  - Lifting performance up to 3 tons and 6.8 m
  - Overall machine height can range from 2 140 mm to 2 375 mm by combining a low / high mounted cab with 20" / 24" tires



— Max. lift height (m)    □ Max. rated capacity (t)

# AGRI PACKS FOR THE SUPER COMPACT

AGRI PACKS	★	★★	★★★
<b>PERFORMANCE</b>			
Bob-Tach™ carriage with manual attachment lock	✓	✓	-
Bob-Tach™ carriage with hydraulic attachment lock (Boom wiring harness mandatory)	•	•	✓
Quick-Tach™ carriage with manual attachment lock	•	•	•
Quick-Tach™ carriage with hydraulic attachment lock (Boom wiring harness mandatory)	•	•	•
Front hydraulic auxiliary (without boom wiring harness)	✓	-	-
Front hydraulic auxiliary & boom wiring harness and controls in cabin	•	✓	✓
Boom float (smart joystick mandatory)	•	•	-
Boom suspension and boom float (smart joystick mandatory)	•	•	✓
Fan inverter with manual & auto modes	✓	✓	✓
<b>LIGHTS</b>			
Halogen work lights on top of the cabin (2 front + 1 rear)	✓	✓	-
Halogen work lights on boom (x2)	•	✓	-
LED work lights (3 on the cab + 2 on boom)	•	•	✓
LED work lights on the right mirror bracket (x2) (available only with Cab+ AGRI)	•	•	•
LED compact & magnetic rotating beacon	•	•	•
Registration plate light	✓	✓	✓
<b>SAFETY</b>			
Standard back-up alarm	✓	-	-
White noise back-up alarm	•	✓	✓
<b>TIRES, TRAVEL, &amp; TOWING</b>			
Standard tires – set of 4 x 12-16.5" (general purpose)	✓	✓	✓
Rear mirror	•	✓	✓
Transmission 25 to 30 km/h according to tire selection	✓	✓	✓

✓ = standard • = option - = not available


AGRI PACKS	★	★★	★★★
<b>CAB</b>			
Air suspension seat	✓	✓	✓
Heating & ventilation	✓	-	-
Air conditioning (HVAC)	•	✓	✓
Standard joystick	✓	-	-
Standard joystick & FNR lever	•	✓	-
Smart joystick	•	•	-
Smart joystick & FNR lever	•	•	✓
Standard 5" display with loudspeakers	✓	-	-
Standard 5" display with Bluetooth radio, microphone & loudspeakers	•	✓	✓
Hand throttle and flex drive	•	•	✓
Rear video camera	•	•	•
Cup holder	•	•	✓
Electric mirror with de-icing on right hand side (available only with Cab+ AGRI)	•	•	•
Cab+ (phone holder, sun visor, fixed armrest, telescopic & tilting steering column, PVC document holder)	✓	-	-
Cab+ AGRI (includes "Cab+" line, deluxe steering wheel, keychain, telescopic & tilting steering column, tractor 3-pin socket, 4 steering modes, work lights keypad, smart keypad with return-to-ground, and max. lift angle)	•	✓	✓
<b>MISCELLANEOUS</b>			
Tool box	•	•	✓
Dust protection on boom	•	•	•
Easy greasing	•	✓	✓

# AGRI PACKS FOR COMPACT AND LARGE

AGRI PACKS	★★	★★★	★★★★
<b>PERFORMANCE</b>			
C&L Quick-Tach™ carriage with manual attachment lock	✓	-	-
C&L Quick-Tach™ carriage with hydraulic attachment lock	•	✓	✓
C&L Boom wiring harness and controls in cab	✓	✓	✓
C&L Auto Boom suspension	✓	✓	✓
C&L Auto Boom suspension and boom float (smart joystick mandatory)	•	✓	✓
C&L Fan inverter with manual & auto modes	✓	✓	✓
<b>LIGHTS</b>			
C&L 4 halogen work lights	-	-	-
C&L 6 halogen work lights	✓	-	-
C&L 6 LED work lights	•	✓	✓
C&L LED work lights on the right mirror bracket (x2) (available only with Cab+ AGRI)	•	•	✓
C&L Halogen road lights & Beacon	✓	✓	-
C&L LED road pack (road lights + rotating beacon + reversing light)	•	•	✓
<b>SAFETY</b>			
C&L Standard back-up alarm	-	-	-
C&L White noise back-up alarm	✓	✓	✓
<b>TIRES, TRAVEL, &amp; TOWING</b>			
C Alliance 400/70 R20 A580 steel-belted radial tires	✓	✓	✓
L Alliance 460/70 R24 A580 steel-belted radial tires	✓	✓	✓
L European tractor homologation	✓	✓	✓
C&L Rear mirror	✓	✓	✓
C&L Rear auxiliary hydraulic line (double action)	•	•	✓
C&L Support for registration plate	✓	✓	✓
C&L 30 km/h speed (with 24" tires) (except TL43.80HF)	-	-	-
C&L 40 km/h speed (with 24" tires)	✓	✓	✓
C&L Rotating tow hitch (including rear electric socket)	✓	✓	✓
C&L Trailer brake	•	•	•

AGRI PACKS	★★	★★★	★★★★
<b>CAB</b>			
C Air suspension seat	✓	✓	✓
L Air suspension seat	-	-	-
L Grammer air suspension seat with heating and left armrest	✓	-	-
L Grammer air suspension seat with heating, left armrest, and right armrest with joystick	•	✓	✓
C&L Air conditioning (HVAC)	✓	✓	✓
L Lunch box (heated and refrigerated if air conditioning-equipped)	•	✓	✓
C&L Standard joystick & FNR lever	✓	-	-
C&L Smart joystick & FNR lever	•	✓	✓
C&L Standard 5" display with radio-ready and loudspeakers	-	-	-
C&L Standard 5" display with Bluetooth radio, microphone, & loudspeakers	✓	-	-
C&L 7" touch display (Bluetooth radio with microphone & Job Manager)	•	✓	✓
C&L Hand throttle and flex drive	•	✓	✓
C&L Rear video camera	•	•	✓
L Lateral window wiper with washer	•	•	✓
C&L Electric mirror with de-icing on right hand side (available only with Cab+ AGRI)	•	•	✓
C&L Forward / reverse drive lever on steering wheel	✓	✓	✓
C&L Cab+ (phone holder, sun visor, foamed arm rest, telescopic & tilting steering column, PVC document holder)	-	-	-
C&L Cab+ AGRI (includes "Cab+" line, deluxe steering wheel, keychain, telescopic & tilting steering column, tractor 3-pin socket, 4 steering modes, work lights keypad, smart keypad with return-to-ground, and max. lift angle)	✓	✓	✓
<b>MISCELLANEOUS</b>			
C&L Toolbox	•	✓	✓
C&L Dust protection on the boom	•	•	✓
C&L Easy greasing	✓	✓	✓

C = Compact models: TL30.60, TL30.70  
L = Large models: TL35.70, TL34.65HF, TL38.70HF, TL43.80HF



Lateral window wiper with washer    FNR lever    Toolbox    Dust protection on the boom    Electric mirror with de-icing on right-hand side    Rear video camera    Hand throttle and flex drive    Hydraulic attachment lock using a dedicated auxiliary line    LED road pack: • road lights • rotating beacon • reversing light    Standard 5" display with Bluetooth radio, microphone, & loudspeakers    7" touch display (Bluetooth radio with microphone & Job Manager)    Smart joystick



Experience the R-Series' many improvements, including the new air-suspension seat, designed specifically for agricultural customers who require essential farming equipment.\*



Receive a substantial comfort upgrade with this package, aimed at machinery cooperatives and farmers seeking standard equipment levels. The pack is compatible with the V-Drive transmission.



This pack offers a significantly higher level of comfort and incorporates numerous innovative technical features, catering to farmers who rely on their machines for intensive daily use. The pack is compatible with the V-Drive transmission.



The full package includes all of the latest comfort and productivity features, showcasing Bobcat's commitment to innovation and excellence in farming machinery. The pack is compatible with the V-Drive transmission.

\* The 1-Star Agri Pack is only available for our Super Compact range.

# THE MULTI-TOOL CARRIER

## ▶ THE ABILITY TO DO MORE





- Enhance versatility and efficiency with Bobcat attachments.
- Match performance to your Bobcat machine.
  - Work harder with stronger components and construction.
  - Rest easy with a 12-month warranty on every genuine Bobcat attachment.

## ▶ TL25.60: VERSATILITY ROOTED IN DESIGN

The standard Bob-Tach™ interface enables you to utilize the full range of Bobcat skid-steer attachments, making this model the most versatile Super Compact telehandler on the market. The Attachment Control Device allows you to connect to even the most advanced attachments and efficiently handle any task that comes your way.

### TOP SELECTION OF ATTACHMENTS

	TL25.60	TL30.60	TL30.70	TL35.70	TL34.65HF	TL38.70HF	TL43.80HF
<b>CUSTOMER FAVOURITES</b>							
1 Bucket, grapple	•	•	•	•	•	•	•
2 Bucket, light material	•	•	•	•	•	•	•
3 Bale handler with tubes	–	•	•	•	•	•	•
<b>OTHER FEATURED ATTACHMENTS</b>							
4 Angle broom	•	–	–	–	–	–	–
5 Auger	•	–	–	–	–	–	–
6 Bale handler with tines	–	•	•	•	•	•	•
7 Bale spike	–	•	•	•	•	•	•
8 Bucket, skeleton	•	–	–	–	–	–	–
9 Flail cutter	•	–	–	–	–	–	–
10 Grapple, farm—utility on bucket	•	–	–	–	–	–	–
11 Grapple, farm—utility on fork	•	–	–	–	–	–	–
12 Grapple, fork	•	•	•	•	•	•	•
13 Grapple, industrial	•	–	–	–	–	–	–
14 Grapple, root	•	–	–	–	–	–	–
15 Jib, crane	•	•	•	•	•	•	•
16 Landplane	•	–	–	–	–	–	–
17 Landscape rake	•	–	–	–	–	–	–
18 Pallet forks, fixed	•	•	•	•	•	•	•
19 Pallet forks, floating	•	•	•	•	•	•	•
20 Pressure washer	•	–	–	–	–	–	–
21 Sweeper	•	•	•	•	•	•	•
22 Tiller	•	–	–	–	–	–	–
23 Trencher	•	–	–	–	–	–	–



Actual attachment compatibility may vary based on different machine configurations. Contact your dealer for actual attachment compatibility.

• = available – = not available

**BOBCAT OFFERS MORE ATTACHMENTS FOR YOUR NEEDS. CHECK OUT “BOBCAT ATTACHMENT CATALOG” FROM YOUR DEALER OR DOWNLOAD THE “ONE TOUGH WORLD” APP VIA QR CODE.**



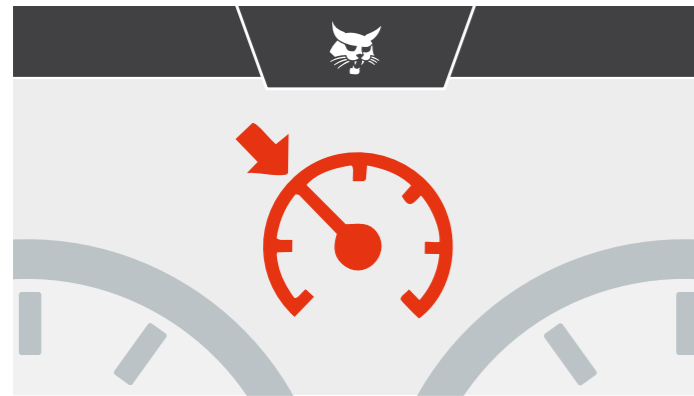
# GET PEAK PERFORMANCE WITH V-DRIVE CONTINUOUS TRANSMISSION

## ▶ V-DRIVE: BUILT FOR SMARTER SHIFTS

V-Drive is Bobcat's Continuous Variable Transmission system that makes shifting speeds easy. No matter if you're travelling at 10 or 40 km/h, there's no need to stop and change gears. But that's not all: you get smoother, quieter operation with fewer emissions and lower fuel consumption while delivering high performance, whether you're working in the yard or travelling between sites. And when you choose a V-Drive Bobcat telehandler, you get more than just continuous transmission. ECO-Ride, Maximum Speed Limiter, Cruise Control, and Stop & Start smart functions all come standard. You'll be ready to move with more comfort, more control, more efficiency, and a smaller total cost of ownership from day one, all while boosting your machine's resale value.

## ▶ CRUISE CONTROL

V-Drive's Cruise Control works just like you'd expect from modern automotive systems – ideal for road travel between jobs or when operating at a constant low speed, such as during sweeping. Activated by a simple press of a button, Cruise Control helps you stay focused on your task, reduces the foot effort needed, and provides a smoother, relaxed ride. An icon on the display indicates when Cruise Control is activated to keep you in control at all times.



## ▶ ECO-RIDE

ECO-Ride automatically lowers engine RPM when full power isn't necessary. This intelligent feature optimises performance across the entire speed range. That means you save fuel without compromising performance. And because it's always working in the background, you get more than just efficiency: quieter operation, fewer emissions, and smoother running. A smarter way to drive, built right in.



## ▶ STOP & START

The Stop & Start function automatically shuts down the engine and stops the hour meter when the machine is idling, based on a pre-set period ranging from 1 to 20 minutes. This helps reduce fuel consumption, minimize noise disturbance, and cut down on pollutant emissions. Then, with a simple tap on the throttle or joystick, you're back to work, ready to conquer the day, all while boosting your machine's resale value. You can even track the time and fuel you've saved right from the display.



## ▶ MAXIMUM SPEED LIMITER

Need to comply with speed limits on-site or on public roads? V-Drive's Maximum Speed Limiter ensures a safe and steady ride. Owners can set the top speed, allowing the machine to make work easier and safer for operators.



SPECIFICATIONS FOR V-DRIVE MACHINES				
	Unit	TL34.65HF	TL38.70HF	TL43.80HF
<b>DRIVE SYSTEM</b>				
Transmission		Continuous hydrostatic transmission with electronic regulation and dynamic drive mode		
Main drive		Hydrostatic variable duo dry-case motor		
Low speed range – turtle mode (24" tires)	km/h		up to 20	
High speed range – rabbit mode (24" tires)	km/h		up to 40	
Steering modes		4 steering modes with automatic wheel realignment: 2-wheel steering, 4-wheel steering, crab-steer, semi-crab steer		
<b>MISCELLANEOUS</b>				
Machine mass (unladen & standard tires)	kg	6 575	7 420	8 150
Standard tires		Alliance 460/70 R24 A580		

STANDARD FEATURES FOR V-DRIVE MACHINES			
	TL34.65HF	TL38.70HF	TL43.80HF
4 steering modes (2WS / 4WS / Crab / Semi-Crab) with semi-automatic wheel realignment (manual mode still available)		✓	
7" touch display with bluetooth radio, microphone & loudspeakers		✓	
Alliance tyres – set of 4x 460/70R24"		✓	
Cruise Control		✓	
ECO-Ride (optimization of rpm)		✓	

✓ = standard

STANDARD FEATURES FOR V-DRIVE MACHINES			
	TL34.65HF	TL38.70HF	TL43.80HF
European tractor homologation			✓
Fan inverter with manual & auto modes			✓
Hand throttle and flex drive			✓
Maximum Speed Limiter			✓
Maximum speed up to 40 km/h			✓
Stop & Start function			✓
Support for vehicle registration plate			✓



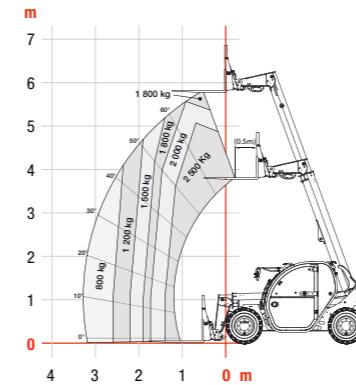
# SPECIFICATIONS

SPECIFICATIONS								
PERFORMANCE	Unit	SUPER COMPACT & COMPACT MODELS			LARGE MODELS			
		TL25.60	TL30.60	TL30.70	TL35.70	TL34.65HF	TL38.70HF	TL43.80HF
Maximum lift capacity	kg	2 500	3 000	3 500	3 400	3 800	4 300	
Maximum lift height (24" tires)	m	5.9 (20" tires)	5.9	6.8	7	6.4	7	7.5
Maximum forward reach (24" tires)	m	3.3 (20" tires)	3	3.9	3.9	3.3	3.9	4.0
Tilt breakout force (ISO 8313)	daN	3 300	4 600		6 200		7 000	
<b>MASS</b>								
Machine mass (unladen & standard tires)	kg	4 308	5 260	5 564	7 215	6 445	7 330	7 985
Max. towable mass with trailer braking system	kg	-	16 100		19 000			
<b>ENGINE</b>								
Make / model / emission stage		Bobcat / D24 / Stage V			Bobcat / D34 / Stage V			
Number of cylinders / displacement	l	4 cylinders / 2.39			4 cylinders / 3.41			
Rated power (ISO 14396)	kW (hp)	54.6 (75)			74 (100)			101 (135)
Maximum torque	Nm	280 (at 1 600 rpm)			430 (at 1 400 rpm)			500 (at 1 400 rpm)
<b>DIMENSIONS</b>								
Standard tires		Camso 12-16.5"	Alliance 400/70 R20 A580		405/70-20"		400/80-24"	
Overall width	mm	1 832	2 100		2 370			
Overall length to forks face	mm	3 989	4 507	5 056	4 869	4 669	4 869	4 975
Overall height* with low mounted cab	mm	-	2 140 (20" tires) / 2 225 (24" tires)		2 373 (20" tires) / 2 457 (24" tires)		2 457 (24" tires)	
Overall height* with high mounted cab	mm	1 930 (16.5" tires)	2 290 (20" tires) / 2 375 (24" tires)		-			
Ground clearance	mm	250 (16.5" tires)	348 (24" tires)		430 (24" tires)			
Wheelbase	mm	2 360	2 820		2 870			
External turning radius (with standard tires)	mm	3 235	3 717		3 714			
<b>DRIVE SYSTEM</b>								
Transmission		Continuous variable hydrostatic transmission with electronic regulation and 4-wheel drive						
Main drive		Hydrostatic motor			Hydrostatic motor + 2 speed gearbox			
Number of speeds (forward and backward)		2			4			
Max. speed high range	km/h	30 (20" tires)			40 (24" tires)			
Steering modes		4 steering modes with automatic wheel realignment: 2-wheel steering, 4-wheel steering, crab-steer, and semi-crab steer (optional)						
<b>HYDRAULIC SYSTEM</b>								
Pump type		Gear pump with LS valve			LS piston pump with electric displacement limiter			
Valve bank		Flow sharing valve electro proportional control	Open center with flow sharing & flow compensators technology					
Max. pump capacity	l/min	80	100		190			
Max. working pressure	bar		250		255			
Max. flow output at front auxiliary output	l/min	80	90	100	150			
Max. flow output at rear auxiliary output	l/min	-	20	100	150			
<b>BRAKING SYSTEM</b>								
Service brake		Oil-immersed discs						
Parking and emergency brake		Passive brake with automatic actuation						
<b>FLUID CAPACITIES</b>								
Fuel	l	65	115		138			
AdBlue	l	-	22.4		28.8			
Hydraulic	l	70	87		105	126		
<b>BOOM CYCLE TIMES</b>								
Boom raising	s	5.6	5.3		8	4.9		6.5
Boom lowering	s		4		6	4.3		5
Boom extension	s	5.4	5	6.3	7.1	3.8	4.8	5
Boom retraction	s	3.4	3.6	4.2	6.5	3.7	4.9	4.5
Crowding	s	2.9	2.5		3	2.3		
Dumping	s	2.7	2.4		2.7	2.5		2

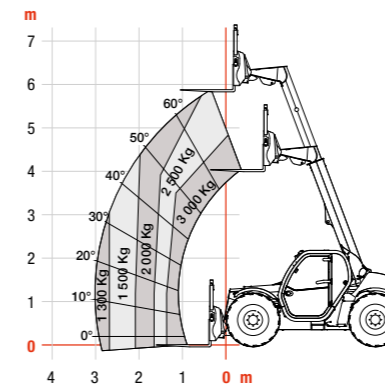
\*with roof wiper

## SUPER COMPACT & COMPACT MODELS

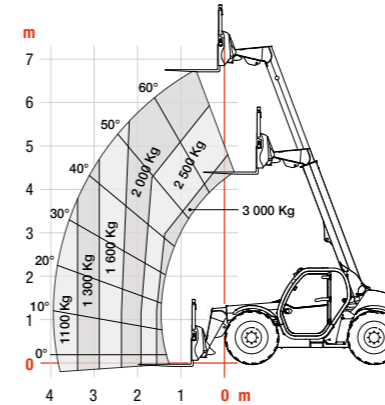
▶ TL25.60



▶ TL30.60

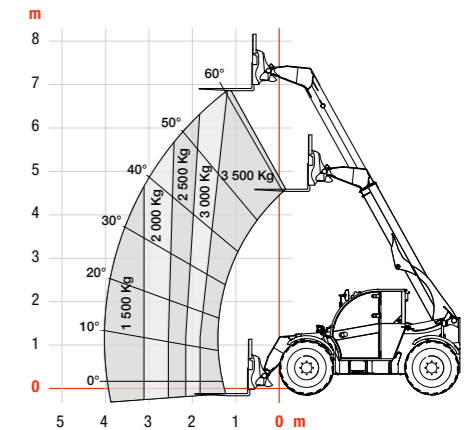


▶ TL30.70

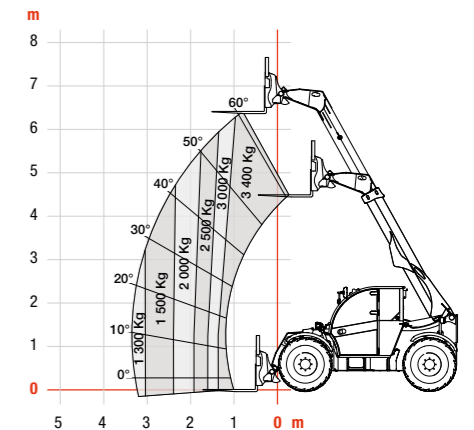


## LARGE MODELS

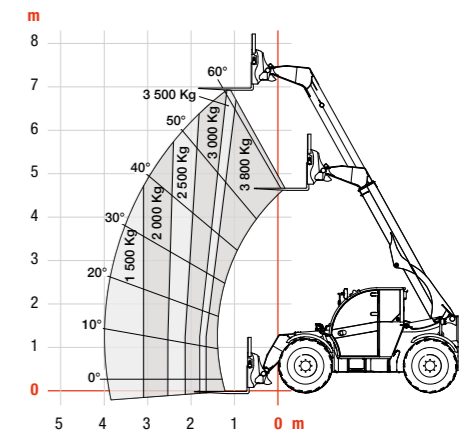
▶ TL35.70



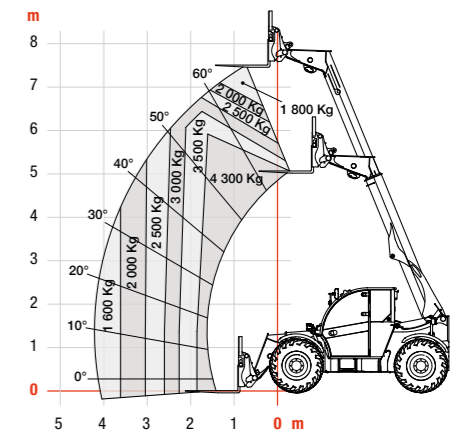
▶ TL34.65HF



▶ TL38.70HF



▶ TL43.80HF



# FINANCING OPTIONS

## 24, 36, OR 48-MONTH FINANCING\*

Take advantage of 24, 36, or 48-month financing programs starting from **0% interest** and improve your cash flow.

Ask your dealer for the financing offers available.

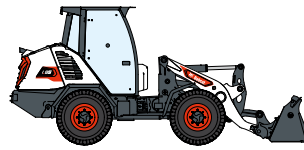
**340 MACHINES / 150 ATTACHMENT FAMILIES / 1 TOUGH ANIMAL**



**SKID-STEER  
LOADERS**



**COMPACT TRACK  
LOADERS**



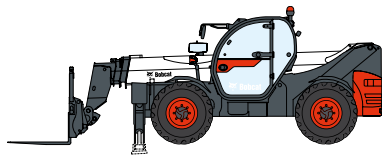
**COMPACT WHEEL  
LOADERS**



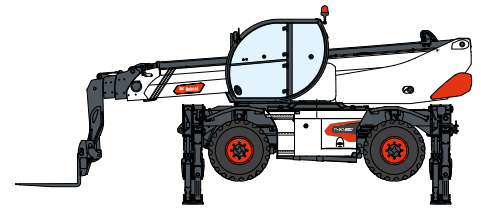
**COMPACT  
EXCAVATORS**



**FORKLIFTS**




**TELEHANDLERS**



**ROTARY TELEHANDLERS**



**WAREHOUSE  
EQUIPMENT**



**GENERATORS**



**AIR  
COMPRESSORS**



**LIGHT COMPACTION  
EQUIPMENT**



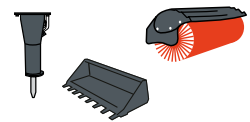
**COMPACT  
TRACTORS**



**MINI TRACK  
LOADER**



**MOWERS**



**ATTACHMENTS**

**DOOSAN**

**Bobcat is a Doosan Company.** Doosan is a global leader in construction equipment, power & water solutions, engines, and engineering proudly serving customers and communities for more than a century. | Bobcat and the Bobcat logo are registered trademarks of Bobcat Company in the United States and various other countries. ©2025 Bobcat Company. All Rights Reserved.

\*Financing options may vary by country and dealer. Always ask your dealer about currently available financing options. Terms and conditions may apply.

Doosan Bobcat EMEA, U Kodelky 1810, 263 12 Dobříš, Czech Republic



# Bobcat

# GET IN TOUCH WITH US **TODAY**

Click one of the following links or scan the QR code:



**Request a quote**



**Request a demo**



**Find a dealer**

